

Model 244 Emergency Vents | 5-inch

SPECIFICATION SHEET


The Fig. 244 Emergency Vent (pressure relief only) Series is used on aboveground storage tanks, as a code requirement, to help prevent the tank from becoming over-pressurized and possibly rupturing if ever exposed to fire. The vent must be used in conjunction with a “normal vent”. Correct application of this vent requires proper vent size and selection for the tank system in order to meet the specific venting capacity requirements.

The new design increases protection against weather, improves manufacturability, and helps limit and control dust accumulation.



Code Compliance





API 2000; International Fire Code; National Fire Code of Canada; NFPA 1, 30, 30A, 31, 37, 110; PEI RP200; PEI RP800; Underwriters Laboratories Inc. UL-142, UL-2085, UL- 2244; Underwriters Laboratories of Canada CAN/ULC S601-07, CAN/ULC S602-07, CAN/ULC S652-08.

California Air Resource Board (CARB) Phase 1 Enhanced Vapor Recovery (EVR) AST Certified Products (VR-402-B) 

Additional References

NFPA 30, UL 142, Morrison Venting Guide.

WARNING: DO NOT FILL OR UNLOAD FUEL FROM A STORAGE TANK UNLESS IT IS CERTAIN THAT THE TANK VENTS WILL OPERATE PROPERLY. Morrison tank vents are designed only for use on shop fabricated atmospheric tanks which have been built and tested in accordance with UL 142, NFPA 30 & 30A, and API 650 and in accordance with all applicable local, state, and federal laws. In normal operation, dust and debris can accumulate in vent openings and block air passages. Certain atmospheric conditions such as a sudden drop in temperature, below freezing temperatures, and freezing rain can cause moisture to enter the vent and freeze which can restrict internal movement of vent mechanisms and block air passages. All storage tank vent air passages must be completely free of restriction and all vent mechanisms must have free movement in order to insure proper operation. Any restriction of airflow can cause excessive pressure or vacuum to build up in the storage tank, which can result in structural damage to the tank, fuel spillage, property damage, fire, injury, and death. Monthly inspection, and immediate inspection during freezing conditions, by someone familiar with the proper operation of storage tank vents, is required to insure venting devices are functioning properly before filling or unloading a tank.

	I.D. Number	A	B	C	D	E	F	G	Diameter	Height	Weight	Screen
	244O-0800 AV	5	184,651		8	I	A	AL	8.2	3.8	14	
	244O-0900 AV	5	184,651		16	I	A	AL	8.2	4.8	27	
	244O-0900AVEVR	5	184,651		16	I	B	AL	8.2	4.8	27	
	244OS-0800 AV	5	161,094		8	I	A	AL	8.2	3.8	14	S
	244OS-0900 AV	5	161,094		16	I	A	AL	8.2	4.8	27	S
	244OS-0900AVEVR	5	161,094		16	I	B	AL	8.2	4.8	27	S
	244OM-0800 AV	5	184,651	M	8	I	A	AL	8.2	5.8	15	
	244OM-0900 AV	5	184,651	M	16	I	A	AL	8.2	6.8	28	
	244OM-0900AVEVR	5	184,651	M	16	I	B	AL	8.2	6.8	28	
	244OMS0800 AV	5	161,094	M	8	I	A	AL	8.2	5.8	15	S
	244OMS0900 AV	5	161,094	M	16	I	A	AL	8.2	6.8	28	S
	244OMS0900AVEVR	5	161,094	M	16	I	B	AL	8.2	6.8	28	S

SPECIFICATION OPTIONS:

- A**—Size: 5"
- B**—Venting Capacity/CFH
- C**—Mounting Connection: Female N.P.T. (BLANK); Male N.P.T.(M);
- D**—Pressure Settings: 8 or 16 oz/in². Pressure Required to Open Vent.
- E**—Cover: Cast Iron (I); Powder Coated
- F**—Seat Material: O-Ring Viton A (A) or Viton B (B)
- G**—Body Material: Aluminum (AL) or Iron (I)
- Diameter**—Dimension Across Vent
- Height**—Dimension from Base to Top When Closed
- Weight**—Shipping Weight
- Screen**—3 Mesh Stainless Steel
- Bolt**—Zinc plated steel

570 E. 7th Street, P.O. Box 238 | Dubuque, IA 52004-0238
t. 563.583.5701 | 800.553.4840 | f. 563.583.5028

www.morbros.com