

# SUBMITTAL DATA SHEET

Sump, Sewage, & Effluent Pumps  
DuraMAC™ | Guardian

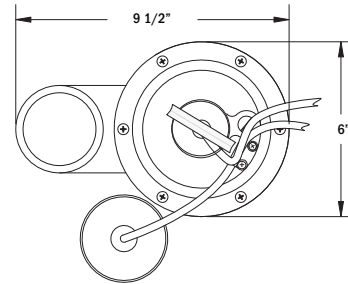
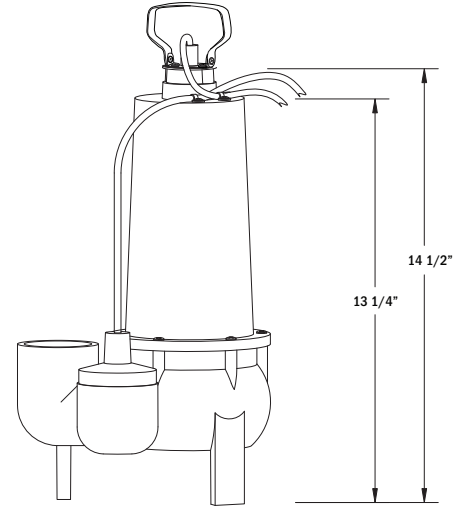
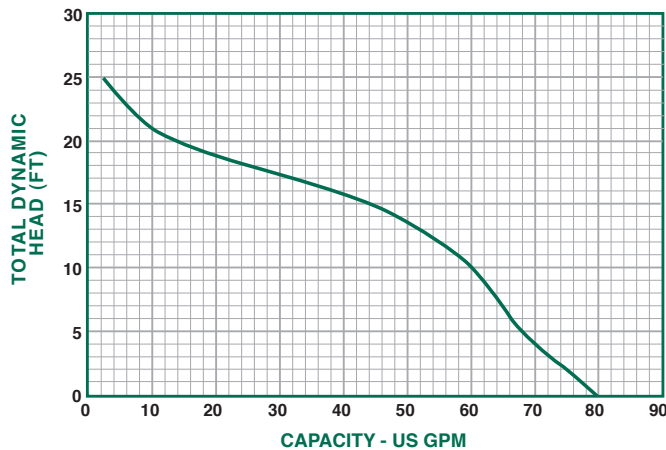
## 5050CTSJ & 5050CTSJ25 Sewage Pump



See Pumps & Accessories  
Price List for Limited  
Warranty details.

With a rugged cast iron construction, this pump can handle up to 80 gallons per minute.

### Sewage Pump Performance Curve



#### PERFORMANCE CHART

Model	Gallons per Minute in Feet					
	0	5	10	15	20	25
5050CTSJ	25	21	19	17	15	11
5050CTSJ25	80	68	60	44	13	2

#### SUBMERSIBLE CAST IRON SEWAGE PUMP - 2" DISCHARGE

Model	HP	Volts	Hz	Amps	Construction	Discharge Size	Cord Length	Solids Handling	RPM	Phase
5050CTSJ	1/2	120	60	7.6	Cast Iron	2"	10'	2"	3450	1
5050CTSJ25	1/2	120	60	7.6	Cast Iron	2"	25'	2"	3450	1

#### SUBMITTAL INFORMATION

- Split Capacitor Motor - 1/2 HP continuous duty, thermal protected
- Lifts water up to 25' of vertical height
- 10' power cord
- Large 2" discharge for high capacity pumping
- Easily handles 2" solids
- Cast aluminum, non-clogging Vortex impeller



NO-LEAD: The weighted average of the wetted surface of this no-lead product contacted by consumable water contains less than one quarter of one percent (0.25%) lead.



A.Y. McDonald Mfg. Co.  
P.O. Box 508  
Dubuque, IA 52004-0508

Toll Free: 1-800-292-2737  
Fax: 1-800-832-9296  
Hours: 7:00 a.m. - 5:00 p.m., CST

sales@aymcdonald.com  
www.aymcdonald.com

A.Y. McDonald considers the information on this assembly drawing correct when published. Item and option availability, including specifications, are subject to change without notice.

Submitted by: