

SUBMITTAL DATA SHEET

Sump, Sewage, & Effluent Pumps
DuraMAC™ | Guardian

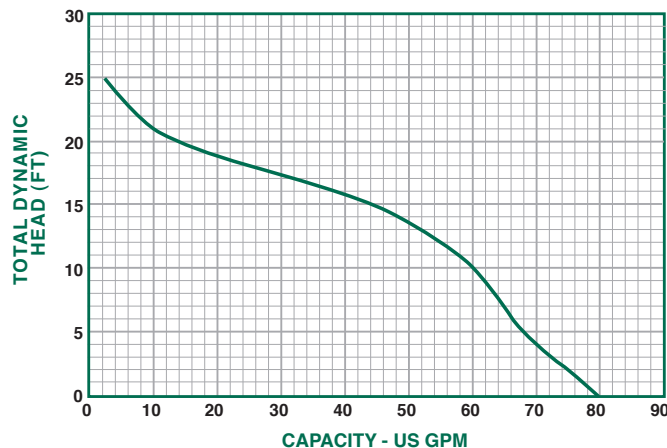
5050CUSJ & 5050CVSJ Sewage Pump



See Pumps & Accessories
Price List for Limited
Warranty details.

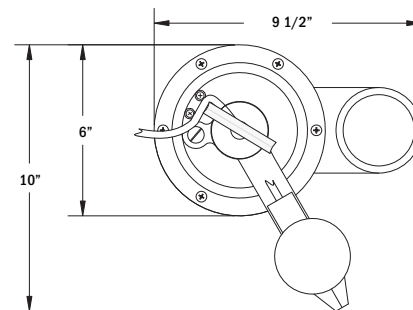
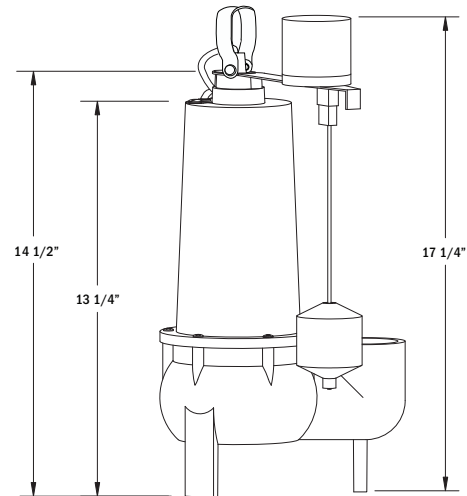
With a rugged cast iron construction, this pump can handle up to 80 gallons per minute.

Sewage Pump Performance Curve



PERFORMANCE CHART

Model	Gallons per Minute in Feet					
5050CUSJ	0	5	10	15	20	25
5050CVSJ	80	68	60	44	13	2



SUBMERSIBLE CAST IRON SEWAGE PUMP - 2" DISCHARGE

Model	HP	Volts	Hz	Amps	Construction	Discharge Size	Cord Length	Solids Handling	RPM	Phase
5050CUSJ (No switch)	1/2	120	60	7.6	Cast Iron	2"	10'	2"	3450	1
5050CVSJ	1/2	120	60	7.6	Cast Iron	2"	10'	2"	3450	1

SUBMITTAL INFORMATION

- Split Capacitor Motor - 1/2 HP continuous duty, thermal protected
- Lifts water up to 25' of vertical height
- 10' power cord
- Large 2" discharge for high capacity pumping
- Easily handles 2" solids
- Cast aluminum, non-clogging Vortex impeller
- Also available without a switch



NO-LEAD: The weighted average of the wetted surface of this no-lead product contacted by consumable water contains less than one quarter of one percent (0.25%) lead.



A.Y. McDonald Mfg. Co.
P.O. Box 508
Dubuque, IA 52004-0508

Toll Free: 1-800-292-2737
Fax: 1-800-832-9296
Hours: 7:00 a.m. - 5:00 p.m., CST

sales@aymcdonald.com
www.aymcdonald.com

A.Y. McDonald considers the information on this assembly drawing correct when published. Item and option availability, including specifications, are subject to change without notice.

Submitted by: