

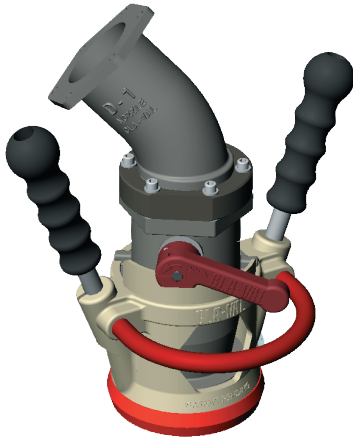


MODEL


341GF-D1

341GF-D2

Military Refueling Nozzle



341GF-D1



341GF-D2

- Lowest Nozzle Pressure Drop
- Conforms to MIL-N-5877
- Connects to MS24484 Single Point Adapter
- All Aluminum and Stainless Steel Construction
- Compact Swivel for Easier Aircraft Connections
- Safety Interlock with Square Pins
- Proper Attachment Required to Open the Nozzle
- Convenient Guard Bar Hand Grip
- Guard Bar Protects Operating Handle

The Cla-Val Model 341GF Nozzle is a pressure refueling servicing nozzle that sets the industry standard for safer, stronger, faster nozzles. It connects to an MS24484 single point adapter. The adapter is mounted under the wing or on the fuselage of an aircraft or is used as a bottom-loading connection on refueling vehicles. Constructed of aluminum and stainless steel, the Cla-Val 341GF Nozzle is available with either D1 or D2 swivel inlets.

To ensure maximum safety during refueling, the Cla-Val 341GF Nozzle has primary and secondary interlock systems. The primary interlock ensures that the nozzle cannot be opened when

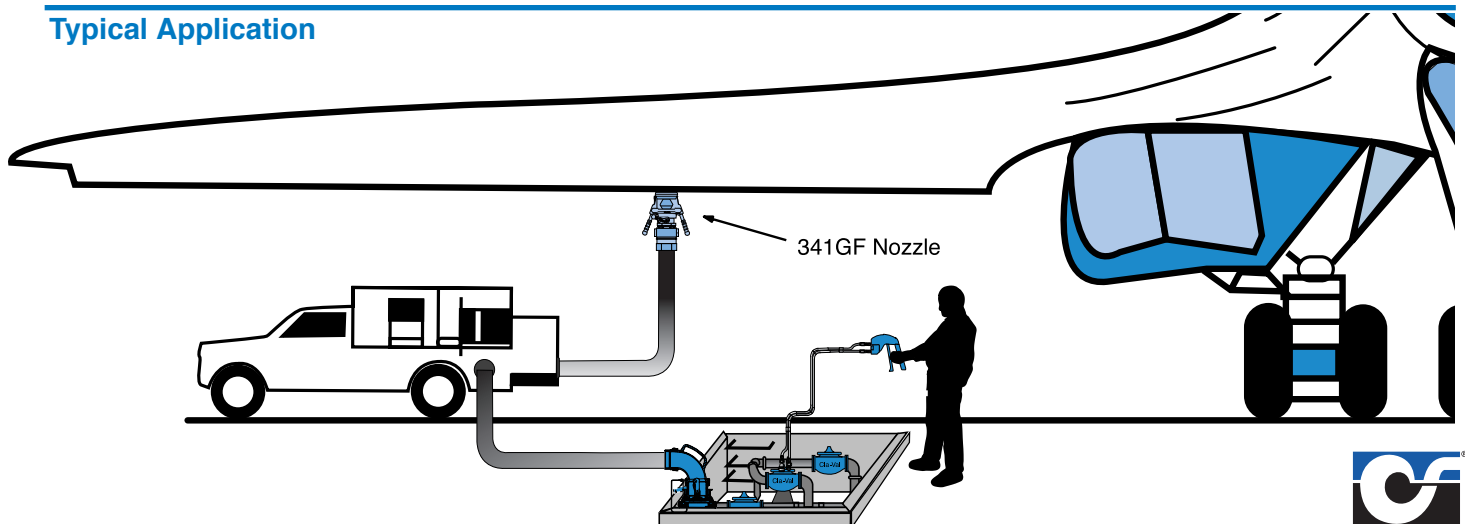
it is not connected to an aircraft adapter. The secondary interlock protects the 341GF nozzle from the hazards of interfacing with badly worn aircraft adapters. Even when used with a badly worn adapter, the nozzle is safer because it uses square register pins that provide positive alignment with the square slots in the adapter. In addition, the nozzle cannot be removed from the adapter until the operating lever is rotated to the fully closed position.

To achieve maximum strength and durability, the Cla-Val 341GF Nozzle uses a stainless steel bayonet ring cast within the aluminum collar of the nozzle. The crank shaft of the nozzle extends

across the entire width of the interior flow path and is supported from end to end by a structural wall that splits the flow path. This wall supports the crank shaft while straightening the flow and keeping flow resistance as low as possible. The inlet assembly includes a compact swivel joint that allows the nozzle to swivel on the delivery hose or pantograph, resulting in easier connections.

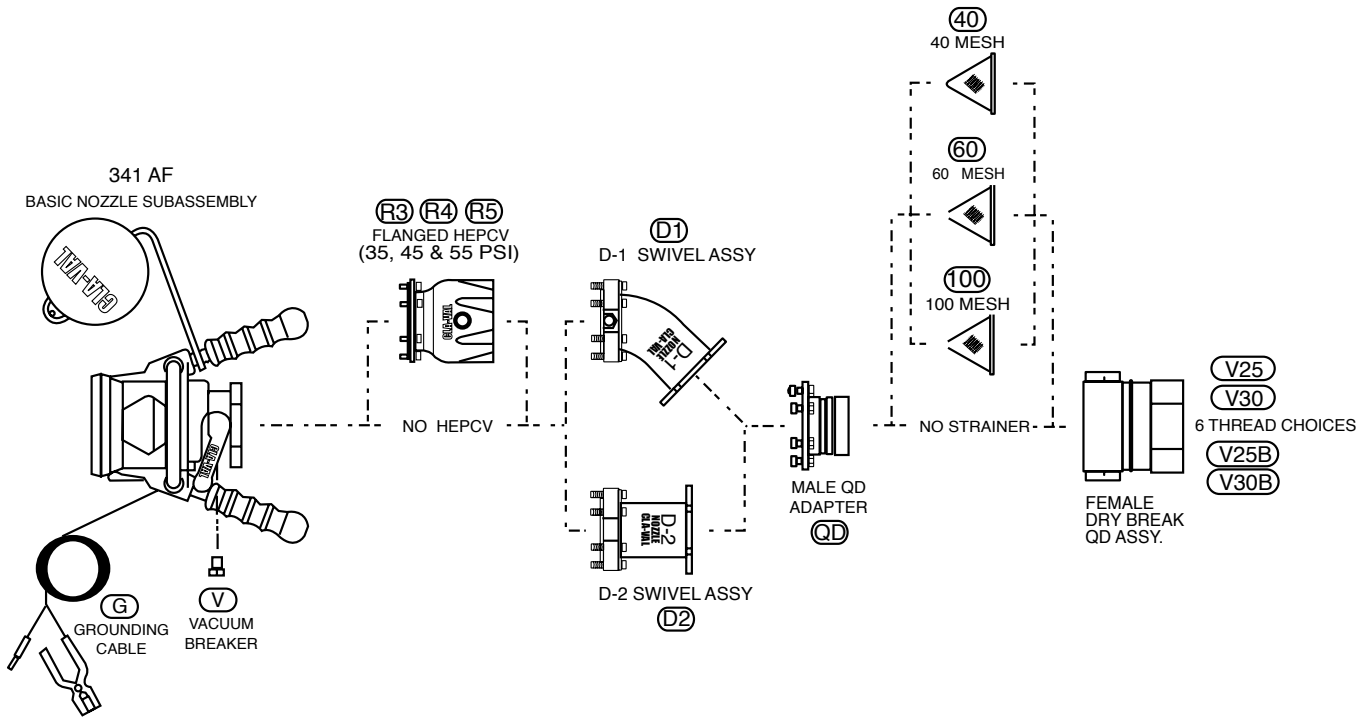
To reduce aircraft refueling times, the flow resistance through the Cla-Val 341GF Nozzle has been reduced to the lowest possible level. The Cla-Val 341GF Nozzle has the lowest head loss, which means it can fill an aircraft faster than any other nozzle.

Typical Application



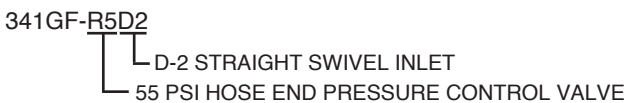
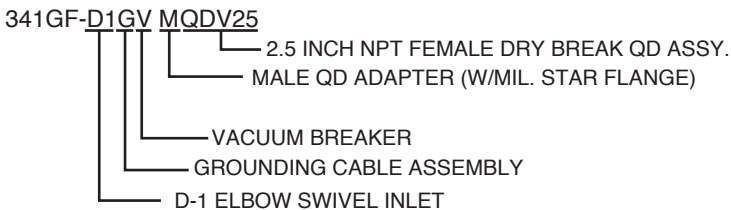
341GF-D1 and 341GF-D2 Nozzle

Military Refueling Nozzle Model Numbering Scheme



Create Complete Model Numbers for Various Applications

It is easy to "customize" a 341GF to special requirements. Complete model numbers always begin with "341GF-". Add your option selections to this base model number, following the flow chart above from left to right. See example below.



AVAILABLE OPTIONS ADDED TO 341GF-

G	Ground Cable Assembly
V	Vacuum Breaker
R3	35 PSI Pressure Regulator
R4	45 PSI Pressure Regulator
R5	55 PSI Pressure Regulator
D1	D-1 Elbow Swivel Inlet Per Mil-N-5877
D2	D-1 Straight Swivel Inlet Per Mil-N-5877
M	Male Quick Disconnect Adapter (Mil. Star Flange)
40	40 Mesh Strainer
60	60 Mesh Strainer
100	100 Mesh Strainer
QDV25	2.5 Inch NPT Female Dry Break QD Assy.
QDV30	3 Inch NPT Female Dry Break QD Assy.
QDV25B	2.5 Inch BSPP Female Dry Break QD Assy.
QDV30B	3 Inch BSPP Female Dry Break QD Assy.