






WHY GPI?



OUR CUSTOMER SERVICE TEAM WILL TREAT YOU AS THEY EXPECT TO BE TREATED.

a straight or weight-centering base. These pumps fit high-flow applications requiring either a 12- or 24-volt DC pump. Contact GPI Customer Service for information on the best pump for your unique application.

 PUMP SPECS			
MODEL	M-3025-B100-ML or -AD	M-3425-ML or -AD	M-3425CS-PO
PART NUMBER	133240-07 w/manual nozzle 133240-08 w/auto nozzle	133260-01 w/manual nozzle 133260-02 w/auto nozzle	133262-04 (Pump only model)
VOLTAGE & TYPE	12-volt DC - Vane	24-volt DC - Vane	24-volt DC - Vane
FLOWRATE	Up to 25 GPM (95 LPM)	Up to 25 GPM (95 LPM)	Up to 25 GPM (95 LPM)
DUTY CYCLE	30 min. On / 30 min. Off	30 min. On / 30 min. Off	30 min. On / 30 min. Off
POWER CORD	15 ft. (4.6m) of 10/3 AWG	15 ft. (4.6m) of 10/3 AWG	15 ft. (4.6m) of 10/3 AWG
NOZZLE	Choice of manual or automatic shutoff.	Choice of manual or automatic shutoff.	None
INLET/OUTLET SIZE	1 in. / 1 in.	1 in. / 1 in.	1 in. / 1 in.
SUCTION PIPE	None	None	None
HOSE	12 ft. (3.7m) x 1 in.	12 ft. (3.7m) x 1 in.	None
MOTOR PROTECTION	40 amp circuit breaker	20 amp circuit breaker	20 amp circuit breaker
UNIQUE FEATURE	 B100 Fuel requires a minimum operating temperature of 40° F.	Straight base, strainer screen without check valve.	Weight centering inlet base - includes check valve.
USE WITH	Gasoline (up to 15% alcohol blends such as E15), diesel fuel (up to 20% biodiesel blends such as B20), biodiesel (B100) and kerosene.	Gasoline (up to 15% alcohol blends such as E15), diesel fuel (up to 20% biodiesel blends such as B20) and kerosene.	
APPROVALS	Motor is U.L. Listed to U.S. and Canadian Standards	Motor is U.L. Listed to U.S. and Canadian Standards	Motor is U.L. Listed to U.S. and Canadian Standards
WARRANTY	2 Year	2 Year	2 Year