

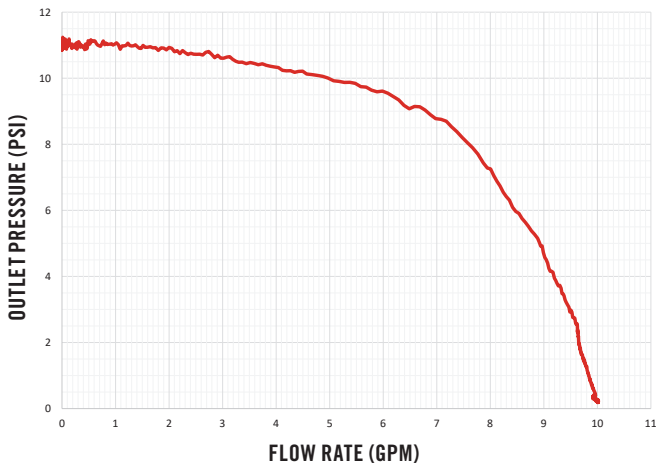
FILL-RITE®

A GORMAN-RUPP COMPANY

FR8 SERIES TECHNICAL SPECIFICATIONS



PUMP PERFORMANCE CURVE



Measurements	
Overall Height	7.16"
Overall Width	7.2"
Overall Depth	8.9"
Intake Center Line to Back of Motor	7.97"
Intake Center Line to Back of Nozzle Boot	3.6"
Product Weight - Pump Only	12.3 lbs / 5.6 kg
Qty per Pallet (40" x 43" x 48")	45
Box Dimensions (WxHxD) - Pump Only	6-9/16" x 8-1/2" x 7"
Box Dimensions (WxHxD) - Full Kit	16-3/16" x 12-13/16" x 8-1/4"
Package Weight (Complete) - Pump Only	13.8 lbs / 6.23 kg
Package Weight (Complete) - Full Kit	25.0 lbs / 11.34 kg

Motor	FR8
Power	12V DC
Amps (FLA)	10
Amps (Fuse)	15
RPM	Approximately 2,700
Duty Cycle	15 Min On / 15 Min Off
Thermal Protection	Yes
Certifications	cULus

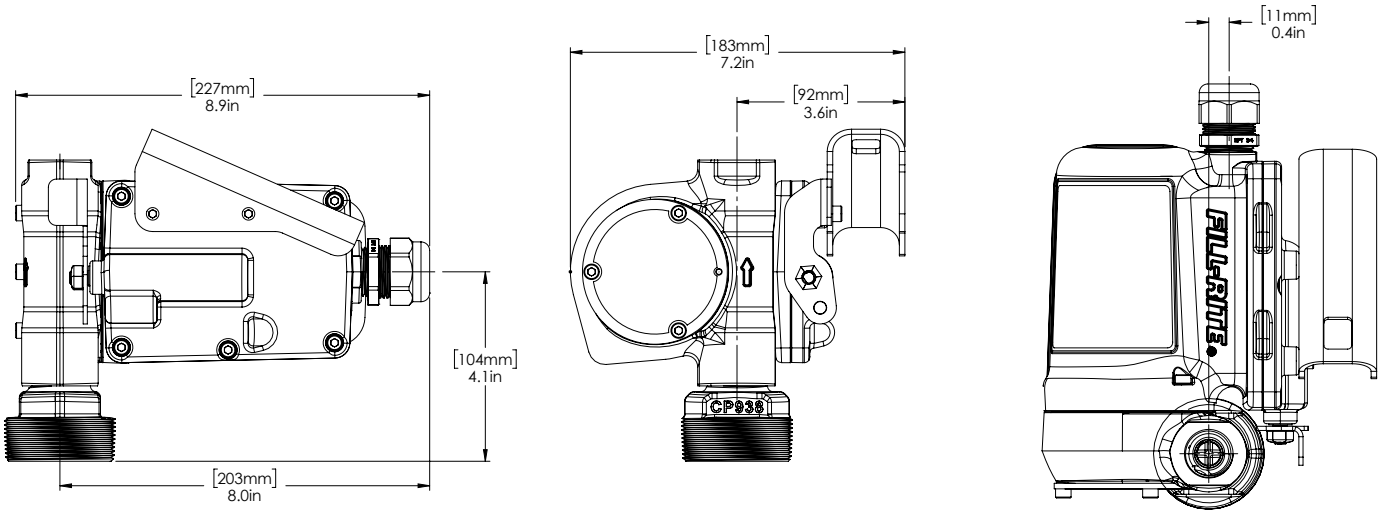
Pump	
Type / Design	Rotary vane
GPM in Supplied Configuration	8 GPM / 30 LPM*
Bypass Pressure Rating (PSI) - Max	12 PSI
Dry Vac (in Hg)	-3.5
Head††	32'
Inlet - Size / Thread	1" NPT
Outlet - Size / Thread	3/4" NPT
Mount	2" NPT Bung
Material - Pump Housing	Grey iron
Material - Wetted Material	Acetal, grey iron, pressed metal, steel, NPR
Rotor Material	Pressed metal
Rotor Vane Material	Acetal
Compatible Fluids	Gasoline, diesel, kerosene, biodiesel (to B20), ethanol (to E10)
Strainer Mesh Size	20 x 20, 304SS
Warranty	2-Year†

*Adding accessories will affect flow rate

†Warranty details can be found at fillrite.com

††#2 Diesel utilized

DIMENSIONAL INFORMATION



REPAIR KIT INFORMATION


KITFR8BG



Inlet Bung Kit

Inlet Bung, Inlet Screen

KITFR8NB



Nozzle Boot Kit

Nozzle Boot, 2 Button Head Screws

KITFR8SW



External Switch Kit

External Switch, Mounting Nut

KITFR8RG



Rotor Kit

Rotor, 5 Vanes, Plastic Key, Rotor Cover, Rotor Cover Seal, 3 Bolts


KITFR8PC



Power Cable Kit

Power Cord, Cable Gland, Grounding Screw, 2 Clear Wire Nuts

KITFR8ES



Internal Switch Kit

Internal Switch with Bracket, Mounting Screw, Switch Plate Gasket, 5 Bolts